

Singapore Graduate Survey 2014



In this report


- Objective
- Sample & Methodology
- Employment Status
- Length of Time to Secure Employment
- Country of Employment
- Country of Origin
- Key Factors on Employment Choice
- Employment by Industry
- Salary Range Segregated by Program



Objective

The Graduate Destination Survey was conducted to gather graduate employment information.

This information gathered will be essential to JCU Singapore Career Advisory Centre to better advise and assist graduands and graduates in their career decision-making.



Sample & Methodology



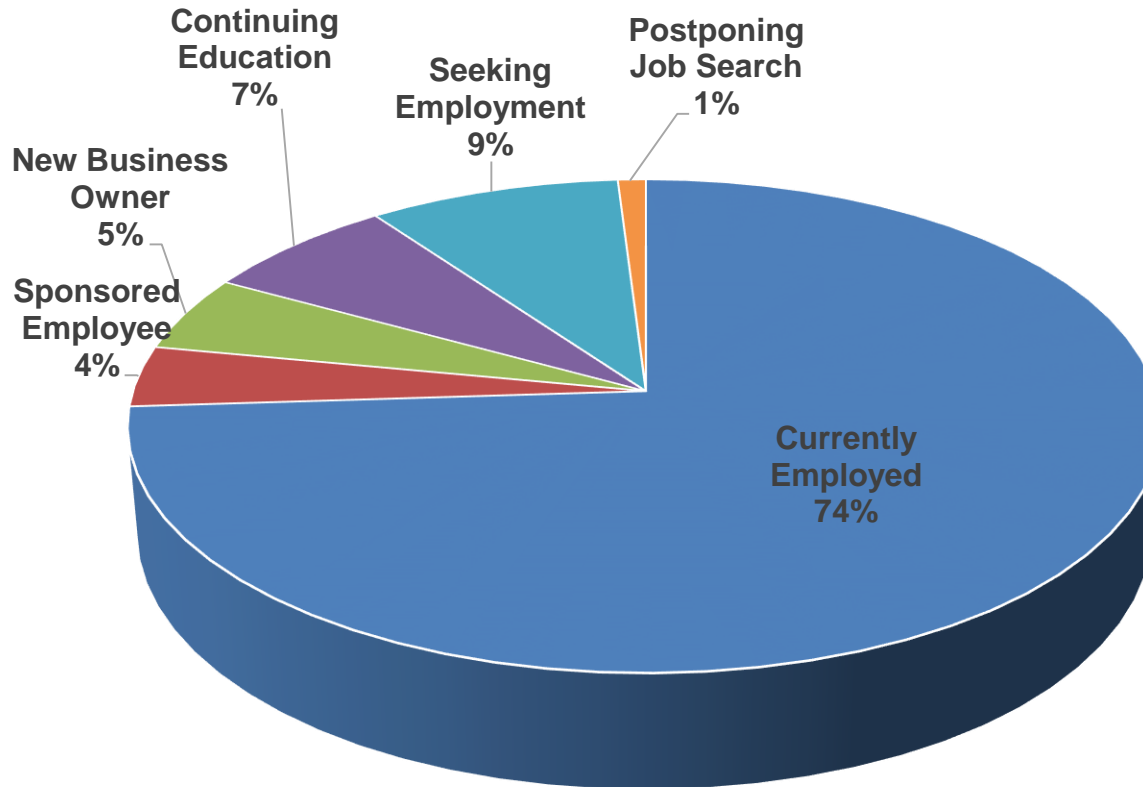
Sample

The survey sample consists of JCU Singapore graduates who participated in the JCU Singapore Graduation Ceremony in November 2013, April 2014, and July 2014. This is a voluntary survey, hence, graduates can choose not to respond.

Methodology

The survey was conducted electronically through an online survey platform for ease of user participation and also via phone survey to reach out to a larger pool of respondents. Data collection are conducted 6 months after alumni has finished their final semester of study. Statistics are shown in percentage form unless additional information are requested via email to JCU Singapore.

Employment Status



Graduates employment status after graduation (of those who responded)

- 74% of graduates are currently employed
- 9% are still job seeking
- 7% are choosing to continue their studies
- 5% of graduates are setting up their own business

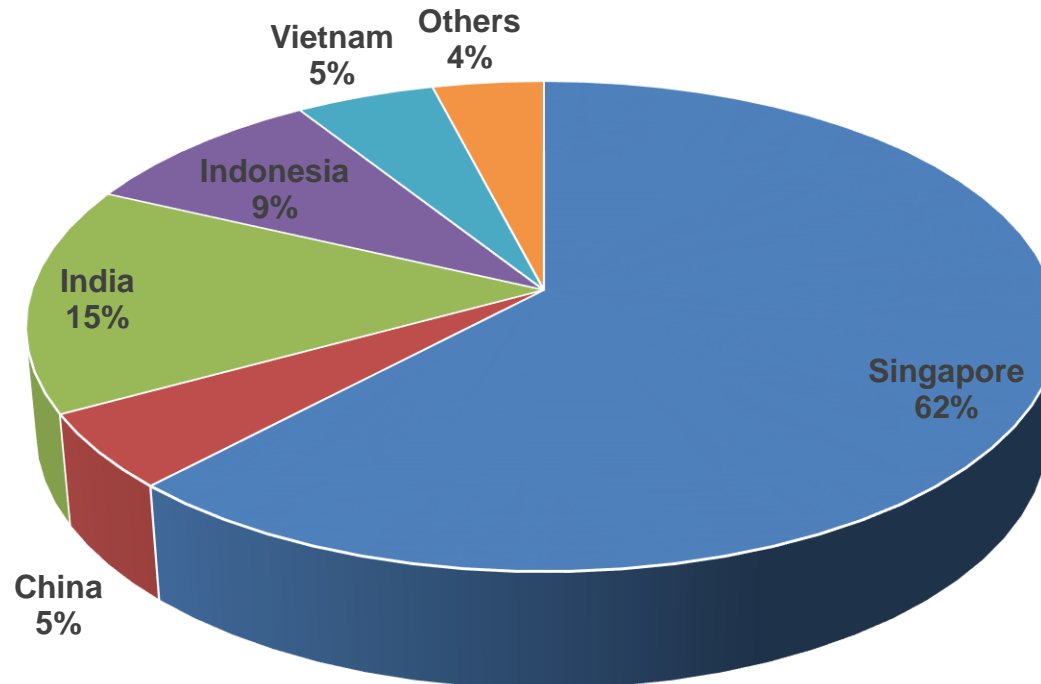
Length of Time to Secure Employment



Length of time to find employment (of those who responded)

- 36% of graduates state they found a job within 3 months
- 26% landed a job within 6 months
- 25% secured job before their graduation

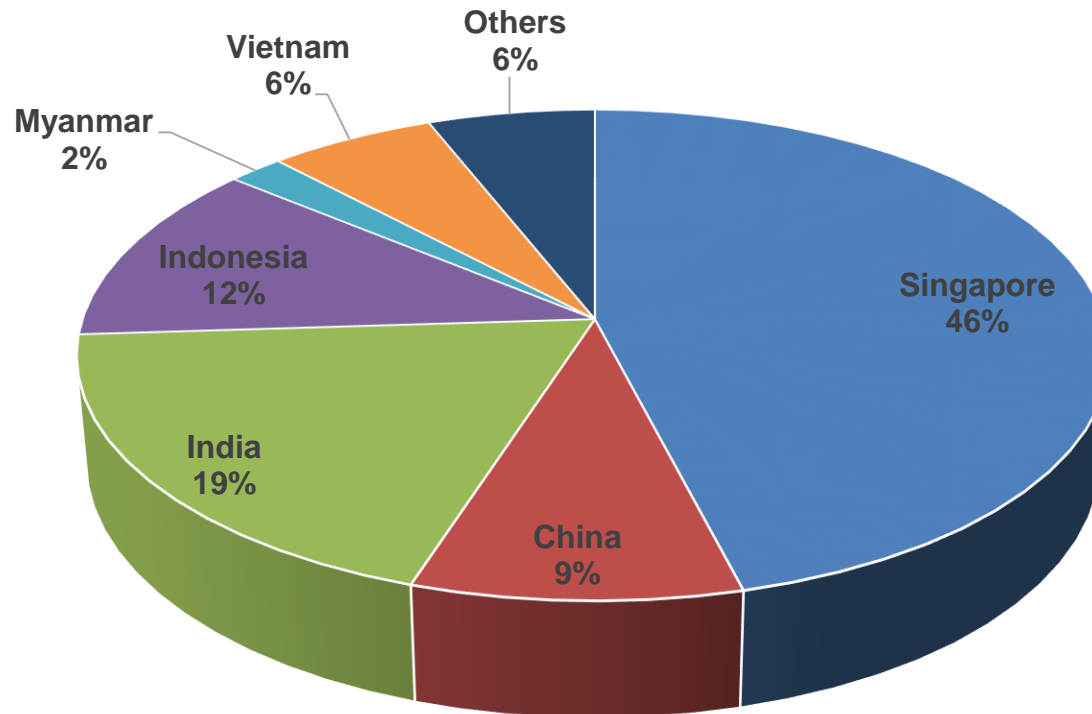
Country of Employment



Country where graduates are employed in (of those who responded)

- 62% of alumni are currently employed in Singapore
- 15% are working in India
- 9% are working in Indonesia

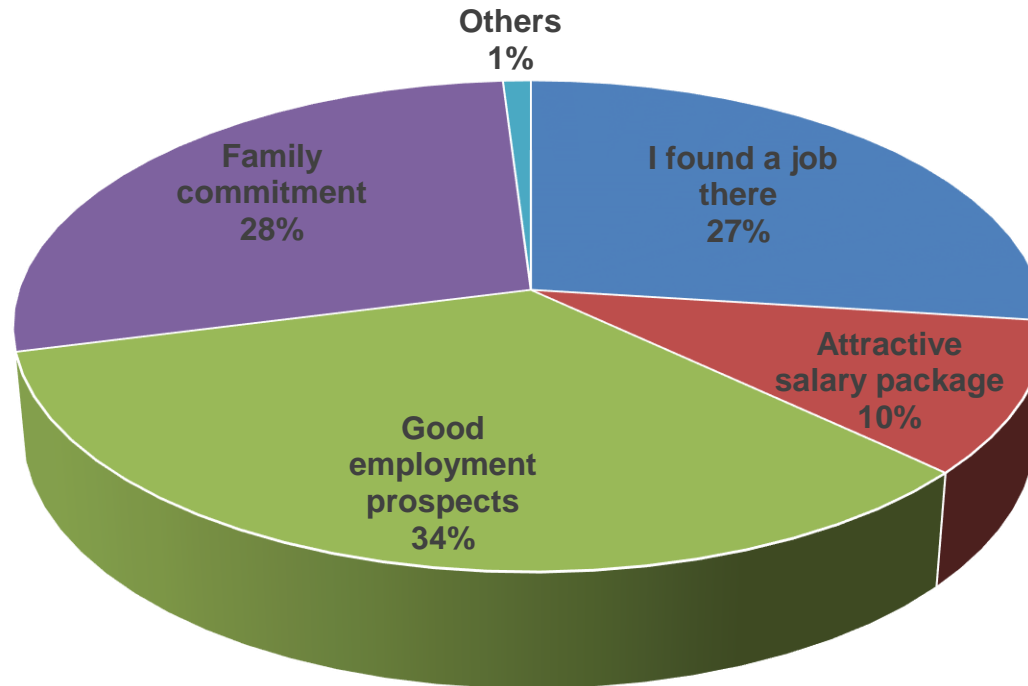
Country of Origin



Graduate coming from various country of origin (of those who responded)

- 46% of graduates are from Singapore
- 19% are from India
- 12% are from Indonesia
- 9% are from China

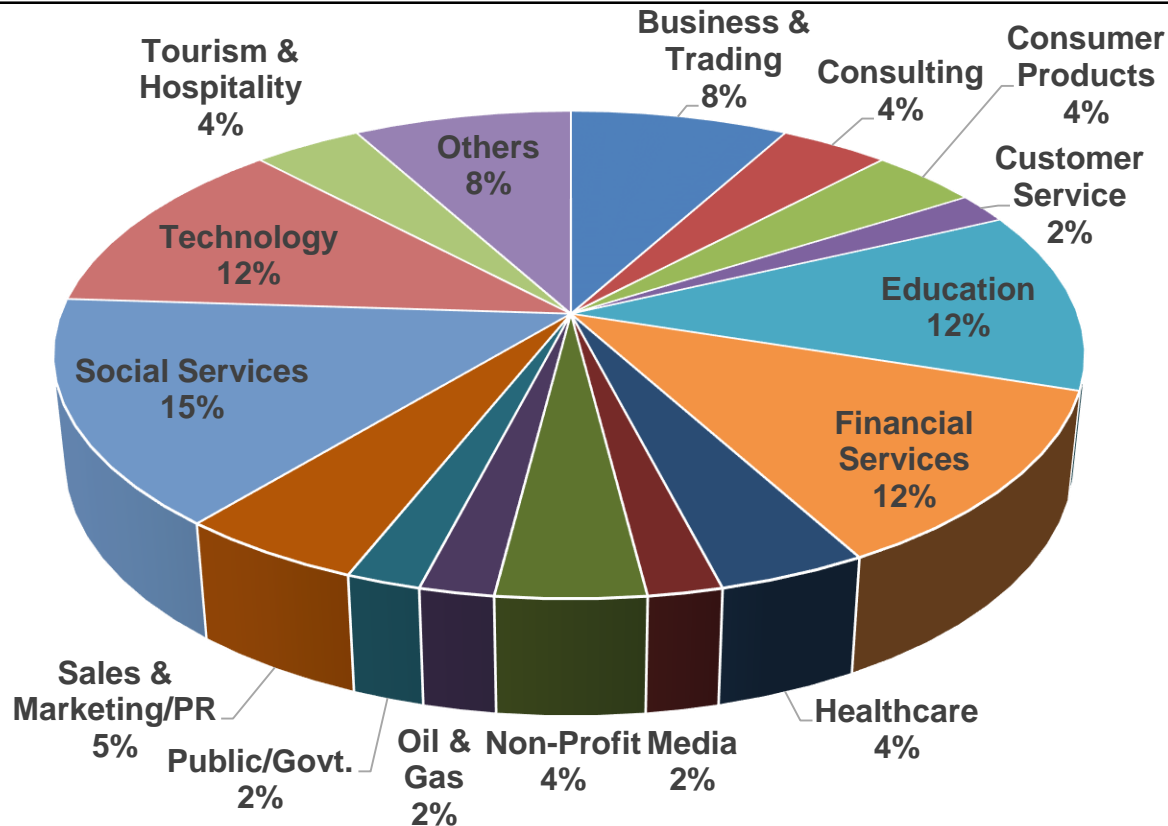
Key Factors on Employment Choice



Key factors influencing graduates to work in specific country (of those who responded)

- 34% choose the location due to good employment prospects
- 28% stays in a location due to family commitment
- 27% works in a place simply because they found a job there

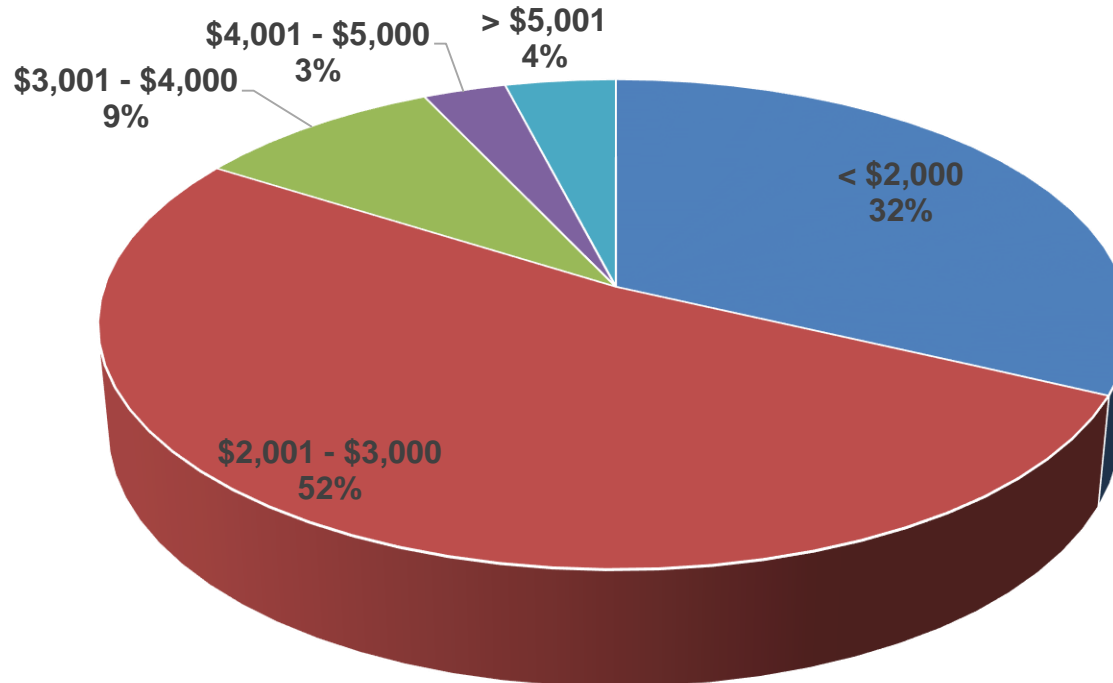
Employment by Industry



Graduate employment by industry (of those who responded)

- 15% of the graduates are in the Social Services sector
- 12% are in Education, Financial Services, and Technology
- 8% are in Business & Trading sector

Monthly Salary in Singapore Dollars



Monthly Salary in Singapore Dollars for graduates (of those who responded)

- 32% reported salary less than \$2,000
- 52% makes between \$2,001 - \$3,000
- 9% of graduates earn between \$3,001 - \$4,000
- 3% earns between \$4,001 - \$5,000
- 4% earns more than \$5,001