

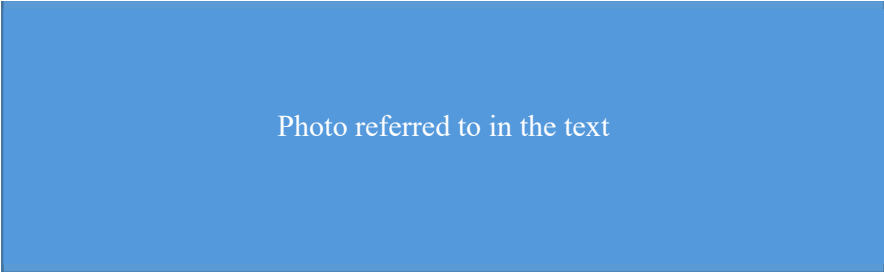
APA Referencing 7th edition – In-text Citation and References: Photos, pictures, graphics.

In-text Citation for photo used in assignment

Example 1

Figure 1

Anthony Bourdain drinking from a plastic bag typical of those used in South East Asia



For font size in labels and captions for graphs and pictures, use a san serif font between 8 – 14 points.

Adapted from Anthony Bourdain, by Russel Wong Photography, 2001
<https://www.russelwongphoto.com/color-gallery/r8u9xxhcmts3a5rz8haanwdgdh38uc>

Publication Type	Formatting instructions	Template – Reference Format
Photos and pictures from online sources	Photographer’s family name. Then year of publication in parenthesis. Then title of photo/picture in letter caps with description in letter caps in brackets. Then name of source in title caps and italics. Then URL	Wong, R. (2001). Anthony Bourdain [Photograph]. <i>Russel Wong Photography</i> . https://www.russelwongphoto.com/color-gallery/r8u9xxhcmts3a5rz8haanwdgdh38uc [Source: Photo from website]

APA Referencing 7th edition – In-text Citation and References: Photos, pictures, graphics.

In-text Citation for photo from news website used in assignment

Example 2

Figure 2

Tan Kheng Hua breaks into Hollywood at 57



For font size in labels and captions for graphs and pictures, use a san serif font between 8 – 14 points.

Adapted from Tan Kheng Hua, by Aik Chen, Channelnewsasia, 2020
<https://www.channelnewsasia.com/image/10904734/1x1/600/600/53f3b58e6363fd41b5c2030f3057a528/zv/tan-kheng-hua-3--photo--aik-chen--.jpg>

Publication Type	Formatting instructions	Template – Reference Format
Photos and pictures from online sources	Photographer’s family name. Then year of publication in parenthesis. Then title of photo/picture in letter caps with description in letter caps in brackets. Then name of source in title caps and italics. Then URL	Chen, A. (2020). Tan Kheng Hua [Photograph]. <i>Channelnewsasia</i> . https://www.channelnewsasia.com/image/10904734/1x1/600/600/53f3b58e6363fd41b5c2030f3057a528/zv/tan-kheng-hua-3--photo--aik-chen--.jpg [Source: Photo from newspaper article from newspaper website]

APA Referencing 7th edition – In-text Citation and References: Photos, pictures, graphics.

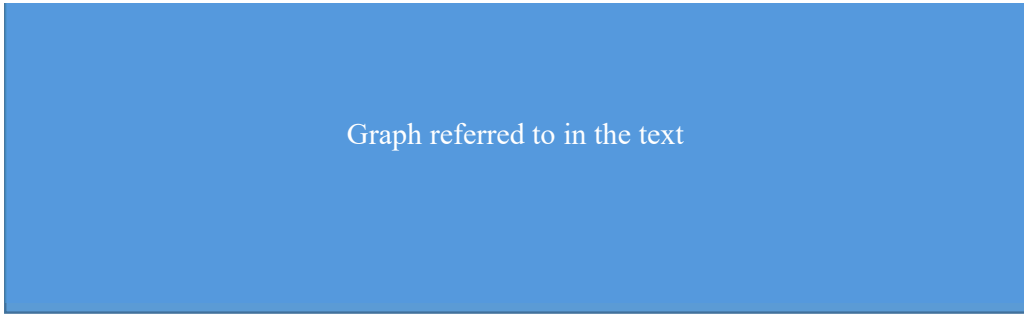
In-text Citation for infographic from a group website used in assignment

Example 3

Figure 3

Singapore population – important statistics 2019

For font size in labels and captions for graphs and pictures, use a san serif font between 8 – 14 points.



Adapted from Singapore Population, by Singstat, 2020 (<https://www.singstat.gov.sg/modules/infographics/population>)

Publication Type	Formatting instructions	Template – Reference Format
Graphs, infographics and other graphic forms of data from online sources	Organisation name (if there is no author). Then year of publication (and month and date, if available) in parenthesis. Then graph/infographic/other graphic title in letter caps and italics, with description in brackets. Then organisation name. Then URL	Singstat. (2020). <i>Singapore population</i> [Infographic]. Department of Statistics Singapore. https://www.singstat.gov.sg/modules/infographics/population [Source: Infographic from online source]

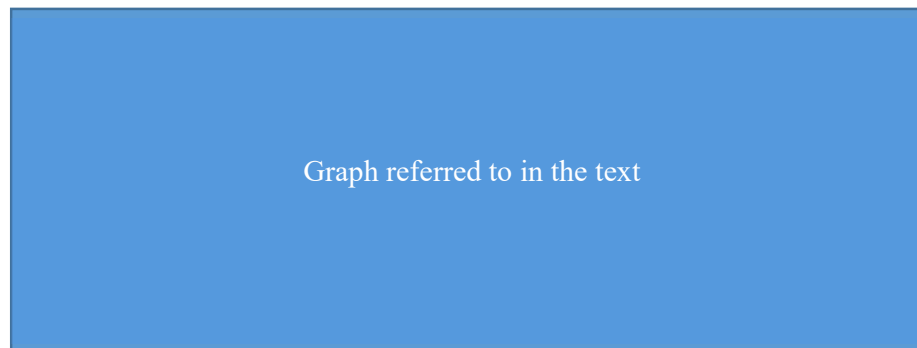
APA Referencing 7th edition – In-text Citation and References: Photos, pictures, graphics.

In-text Citation for graph from website used in assignment

Example 4

Figure 4

Comparison of GDP of India, China, US, EU and the world, 2016 - 2019



For font size in labels and captions for graphs and pictures, use a san serif font between 8 – 14 points.

From "IMF sees India GDP growth at 7.4% in 2018, China's at 6.8%," by L. K. Jha, 2018, *LiveMint* (<https://www.livemint.com/Politics/9fx4v1xGMkvCk05WLP78GO/IMF-sees-India-GDP-growth-at-74-in-2018-Chinas-at-68.html>). Copyright 2018 by LiveMint.

Publication Type	Formatting instructions	Template – Reference Format
Graphs, infographics and other graphic forms of data from online sources	Author's family name or organisation name (if there is no author). Then year of publication (and month and date, if available) in parenthesis. Then graph/infographic/other graphic title in letter caps and italics, with description in brackets. Then organisation name. Then URL	Jha, L. K. (2018, January 22). <i>IMF has projected India's GDP growth rate at 7.4% in 2018 and 7.8% in 2019, making it the fastest growing economy in the world</i> [Graph]. LiveMint. https://www.livemint.com/Politics/9fx4v1xGMkvCk05WLP78GO/IMF-sees-India-GDP-growth-at-74-in-2018-Chinas-at-68.html [Source: Graph from online source]

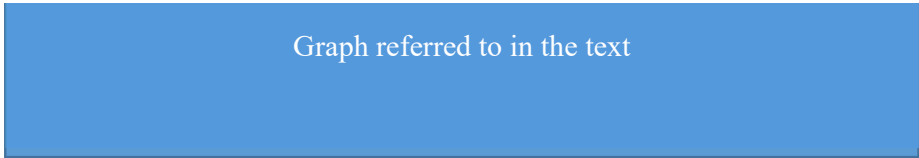
APA Referencing 7th edition – In-text Citation and References: Photos, pictures, graphics.

In-text Citation for graph from research journal used in assignment

Example 5

Figure 5

Results of one-way sensitivity analysis for EQ-5D, HUI3 and SF-6D



For font size in labels and captions for graphs and pictures, use a san serif font between 8 – 14 points.

From “Cost-effectiveness analysis of cochlear dose reduction by proton beam therapy for medulloblastoma in childhood,” by E. Hirano, H. Fuji, T. Onoe, V. Kumar, H. Shirato, and K. Kawabuchi, 2014, *Journal of Radiation Research*, 55(2), p. 325 (<https://doi.org/10.1093/jrr/rrt112>). Copyright 2014 by Oxford University Press.

Publication Type	Formatting instructions	Template – Reference Format
Graph, used with copyright permission, from a research journal	Authors’ family names. Then year of publication in parenthesis. Then name of article in letter caps. Then name of journal in title caps and volume number in italics, issue number (if any) in parentheses, followed by page numbers. Then DOI using the recommended format of the International DOI Foundation: https://doi.org/xxxxx	Hirano, E., Fuji, H., Onoe, T., Kumar, V., Shirato, H., & Kawabuchi, K. (2014). Cost-effectiveness analysis of cochlear dose reduction by proton beam therapy for medulloblastoma in childhood. <i>Journal of Radiation Research</i> , 55(2), 320-327. https://doi.org/10.1093/jrr/rrt112 [Source: Graph from print journal with DOI access]

References

American Psychological Association (2020). *Publication manual of the American Psychological Association* (7th ed.). American Psychological Association.
<https://apastyle.apa.org/products/publication-manual-7th-edition>