

# To Log In / Create New Account in CITI Program

Website: <https://about.citiprogram.org/>

The link will bring you to their Homepage. Select **Log In**.

The screenshot shows the CITI Program homepage. At the top left is the CITI PROGRAM logo. To the right are navigation links: Subscriptions, Courses, CE/CMEs, Tools, Support, and a search icon. Further right are 'Register' and 'Log In' buttons, with the 'Log In' button highlighted by a red rectangle. Below the navigation is a main heading 'Research Ethics and Compliance Training'. Underneath are four course cards: 'False Claims Act: A Primer and Guide for Research Organizations', 'Understanding Consent Requirements and "Key Information" Under the Revised Rule', 'BRANY SBER IRB Services', and 'Compensation Reporting'. Each card has a 'NEW' badge and a 'View Course' or 'Learn More' button. Navigation arrows are on the left and right sides of the course cards.

- 1) Select **LOG IN** if you already have an account. Go to Page 3 to see how you can access the courses.
- 2) Select **REGISTER** to create an account.

The screenshot shows the CITI Program login page. At the top center is the CITI PROGRAM logo. To the right is a language dropdown menu set to 'English'. Below the logo are three buttons: 'LOG IN', 'LOG IN THROUGH MY INSTITUTION', and 'REGISTER', with the 'REGISTER' button highlighted by a red rectangle. Below the buttons is an information icon followed by text: 'CITI Program's Customer Support agents are available Monday through Friday at +1-888-529-5929 between 8:30 a.m. - 7:30 p.m. U.S. Eastern time. In the event you have difficulties contacting us by phone, please send an email to [support@citiprogram.org](mailto:support@citiprogram.org).' Below this text are two input fields: 'Username' with a 'Forgot?' link and 'Password' with a 'Forgot?' link. At the bottom is a blue 'Log In' button.

For new accounts: Enter details as shown and click **Continue to Create Your CITI Program Username/Password**

[LOG IN](#)      [LOG IN THROUGH MY INSTITUTION](#)      [REGISTER](#)

**i** CITI Program's Customer Support agents are available Monday through Friday at [+1-888-529-5929](tel:+18885295929) between 8:30 a.m. - 7:30 p.m. U.S. Eastern time. In the event you have difficulties contacting us by phone, please send an email to [support@citiprogram.org](mailto:support@citiprogram.org).

**CITI - Learner Registration**

Steps: **1** 2 3 4 5 6 7

### Select Your Organization Affiliation

This option is for persons affiliated with a CITI Program subscriber organization.

To find your organization, enter its name in the box below, then pick from the list of choices provided. 

JCU Singapore

JCU Singapore only allows the use of a CITI Program username/password for access. You will create this username and password in step 2 of registration.

I AGREE to the [Terms of Service](#) and [Privacy Policy](#) for accessing CITI Program materials.

I affirm that I am an affiliate of JCU Singapore.

**Continue To Create Your CITI Program Username/Password**

3) Follow through the instructions until your account is created.

## Courses available for JCU Singapore

For those who already have an account, you will be directed to this webpage after you have logged in.

- 1) Select **View Courses**.

### Institutional Courses

Institutional Courses are available to learners who have an affiliation with one or more subscribing institutions. If an institution with which you are affiliated is not listed, you may want to [add an affiliation](#). If you are no longer associated with a listed institution, you may want to [remove an affiliation](#).

JCU Singapore

Would you like to affiliate with another Institution?

Would you like to remove an existing affiliation?

**View Courses**

Add Affiliation

Remove Affiliation

- 2) Select **Add a Course**

### Learner Tools for JCU Singapore

- [Add a Course](#)
- [Remove a Course](#)
- [View Previously Completed Coursework](#)
- [Update Institution Profile](#)
- [View Instructions Page](#)
- [Remove Affiliation](#)

- 3) You will be presented with a series of questions or options to enable you to enroll in the **Learner Group** appropriate to your interests or your role in Human Subject Research / Lab-Animal Welfare or other curriculum.

Example for **Human Ethics**: Question 1 Human Subjects Research, select where appropriate.

## Question 1

### Human Subjects Research

Please choose one learner group below based on your role and the type of human subjects activities you will conduct. You will be enrolled in the Basic Course for that group.

- Biomedical Research Investigators:** Choose this group to satisfy CITI training requirements for Investigators and staff involved primarily in Biomedical research with human subjects.
- Social & Behavioral Research Investigators:** Choose this group to satisfy CITI training requirements for Investigators and staff involved primarily in Social and Behavioral research with human subjects.
- IRB Members:** This Basic Course is appropriate for IRB or Ethics Committee members.
- Students conducting no more than minimal risk research**
- Not at this time thank you.**

## Question 4

### Animal Care and Use (ACU)

Do you conduct studies that use Lab animals?

1. If YES, then you must complete the Basic course and the appropriate species specific modules.
2. If you are an IACUC Member you should complete the "Essentials for IACUC Members".
3. Choose the appropriate species specific electives according to your research interests.

- "Working with the IACUC Course" is required if you plan to use lab animals in your work.
- If you are an IACUC Member you are required to complete the "Essentials for IACUC Members" course now.
- IACUC Community Member
- Institutional Officials
- IACUC Chair
- Post-Approval Monitoring (PAM)
- Wildlife Research
- If you plan to conduct studies that have the potential to cause "more than momentary pain and distress" in Mice or Rats you should complete the module on "Minimizing Pain and Distress".  
Choose the appropriate species specific electives depending on your work or interests.
- I work with Frogs, Toads or other Amphibians
- I work with Cats
- I work with Cattle
- I work with Dogs
- I work with Ferrets
- I work with Fish

4) After you have submitted the questions, the course(s) will be available on your dashboard.

Example:



# CITI Program Ethics and Compliance Training Courses identified for Staff Researchers, Student Researchers, Ethics Advisors & Ethics Committee Members

Individuals can opt to choose courses not specifically recommended for them in addition to those that are recommended.

---

## 1. **Mandatory For All Researchers (Staff and Students) Planning to Submit a Research Ethics Application**

**EITHER** Social and Behavioral Responsible Conduct of Research (for researchers using human participants) *NB: NOT Social & Behavioral Research Basic/Refresher.*

**OR** Basic Course & relevant species-specific modules (for researchers working with animals)

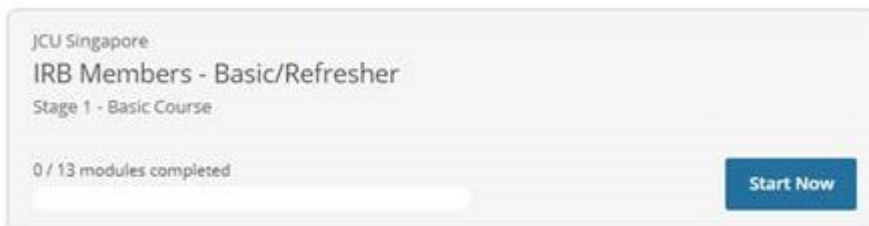
Example:



## 2. **Mandatory for IRB (HREC/IACUC) members and Ethics Advisors**

IRB Members Basic & Advanced

Example:



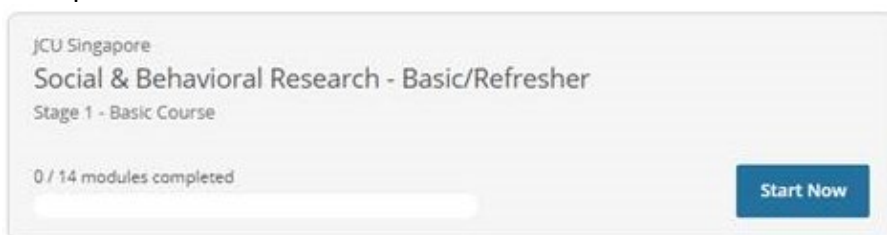
**3. Recommended for Students in a Research Course – Masters, GDRM & GCRM students and Year 4 Psychology students (first semester if possible)**

Examples:




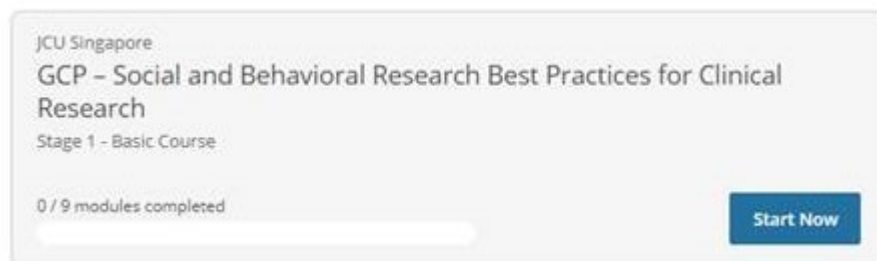
**4. Recommended for Postgraduate Students Using Human Participants – HDR Candidates, Masters and GDRM/GCRM students**

Examples:



**5. Recommended for Clinical Psychology Masters Students & HDR Candidates involved in Clinical Research**

Example:





***If you have any your inquiries, send it to:***

**Research Support**  
**[researchsupport-singapore@jcu.edu.au](mailto:researchsupport-singapore@jcu.edu.au)**